

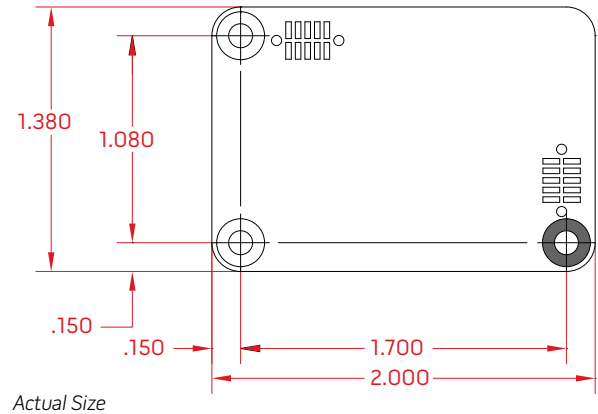
MS-2040 Single Stack

Masimo SET® OEM Board

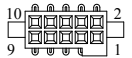
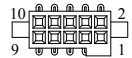
DIMENSIONS

Dimensions	Typical
Width	1.38 inch
Length	2.00 inch
Board Thickness	0.062 inch
Stack Height	0.36 inch max
Top Height	0.20 inch
Bottom Height	0.10 inch
Mounting Hole	0.125 inch

BOARD OUTLINE – TOP VIEW



CONNECTOR DATA

Connector Description	Power and Communications Connector	Sensor Connector
Number of Pins	10	10
Configuration	2 rows of 5	2 rows of 5
Angle	Vertical	Vertical
Pin Grid	0.050 inch	0.050 inch
Manufacturer Part #	Samtec SFM-105-02-S-D-A 	Samtec SFM-105-02-S-D-A 

DC POWER REQUIREMENTS

	Typical	Maximum
Input Voltage	+3.3V	±5%
Line/Load Regulation		0.2% rms
Avg. Power	< 45 mW	150 mW

SERIAL INTERFACE

Baud Rate (fixed)	9600 bps
-------------------	----------